



March 31, 2021

Ms. Patricia Poli
Michigan Public Service Commission
7109 W. Saginaw Highway
Lansing, MI 48917

Dear Ms. Poli:

In compliance with the Commission's Orders in Case No(s). U-16407 and U-16451 attached are DTE Gas Company's Meter Move Out (MMO) Report, Main Renewal Report, Pipeline Integrity Report for 2020 activity. These reports are also being filed in Case No(s). U- 20642 and U-18999 in support of the annual DTE Gas Infrastructure Recovery Mechanism Report for 2020 activity and surcharge review.

Respectfully submitted,

DTE Gas Company

/s/ Julie Standifer

cc: Attachments:

1. U-16407 DTE Gas Main Renewal and Pipeline Integrity Report - 2020
2. U-16451 DTE Gas Meter Move Out (MMO) Report - 2020
3. U-20642 DTE Gas Infrastructure Renewal Mechanism (IRM) report for 2020 activity

Line	PROGRAM TITLE	PROJECT DESCRIPTION	Sub total	TOTAL
0	(a)	(b)	(c)	(d)
	Remote Control Valves (RCV)	Purchase materials for remote monitoring and close capability on 3 pipeline main line valves in High Consequence Areas (HCAs) - ongoing project from 2019 to be completed in 2021.	\$ 0.12	
1				
2		Total		\$ 0.12
	Transmission and Distribution ESRI/GIS Development and Record Management	1.) Continued development and improvement of Transmission Pipelines GIS including: -Addition of station piping and other piping segments not previously in GIS model	0.40	
3				
		2.) Risk Model Upgrade -New software for probabilistic risk model for distribution, transmission and storage integrity programs.	1.34	
4				
		3.) Facility As-Built Drawings -Updating transmission facility drawings to reflect changes from construction upgrades.	0.20	
5				
6		Total		\$ 1.94
	Maximum Allowable Operating Pressure (MAOP) Records Verification Study	1.) Continuation of multi-year program to gather, review and scan records to support the MAOP of transmission and high pressure distribution facilities. - Additional review of Class 3, 4 and HCA and Class 1 and 2 miles - Continued review of high pressure distribution pipelines operating at or above 100 psig, completed 43 of 1367 miles (program-to-date total is 428 of 1367 miles reviewed).		
7			2.70	
8		Total		\$ 2.70
	Expansion of In-Line Inspection (ILI)	1.) 24" Northeast Belt Pipeline - Ongoing project from 2019 to install launcher and receiver facilities and to be completed in 2021	5.44	
9				
		2.) 10" Great Lakes - Petoskey Pipeline - Initial design and material acquisition for 2021 installation of launcher and receiver facilities	0.36	
10				
		3.) 16" Columbus Storage Field Header - Initial design for 2021 installation of launcher and receiver facilities	0.08	
11				
		4.) Prior year ILI expansion project carryover	0.25	
12				
13		Total		\$ 6.13
	Pipe Replacements (> 50 FT) and Other	1.) 2019 Carryover costs associated with Fort Street and Sparta - Muskegon pipe replacement projects	0.49	
14				
		Total		\$ 0.49
15				
16	GRAND TOTAL			\$ 11.39

DTE Gas Company

Meter Move Out

Report 2020

Activity

March 31, 2021

In the final order of MPSC Case No U-16451, DTE Gas Company was ordered to provide a report of activities for each calendar year by March 31st of the following year. The following report is for activity through year-end 2020.

1: A report on the meters impacted by ZIP code in DTE Gas Company's Southeast Michigan Service area and a total of the meters impacted in the Muskegon and Grand Rapids (outstate) service areas for the MMO, and an estimate of the number of meters relocated or removed as part of other programs.

1: The MMO program impacted meters by zip code as shown in Table 1 below:

Table 1: 2020 MMO Impacted Meters

Zip Code	Sum of MMO	Zip Code	Sum of MMO
48230	1,738	48198	124
48124	1,686	48221	60
48223	1,370	48212	36
48240	1,099	48104	34
48238	895	48202	27
48103	756	48218	22
48127	688	48203	12
48206	684	48213	11
48234	571	48195	9
48146	557	48216	5
48228	524	48205	2
48209	293	48214	2
48125	273	48224	1
48210	228	48208	1
48227	138	48239	1
48204	133	Grand Total	11,980

As shown in this table, the number of inside meters relocated or removed as a part of the MMO program was 11,980. In addition, the planned Main Renewal program impacted 3,678 inside meters, the MAC MMO program impacted 8,016 inside meters, and routine work impacted 2,535 inside meters. The total number of inside meters relocated or removed was 26,209 (11,980 + 3,678 + 8,016 + 2,535).

2: The dollars spent in the Southeast and the outstate service areas for the MMO and an estimate of the dollars spent on meter relocation or removal as part of other programs.

2: The MMO program spent a total of \$35.3¹ million in Southeast Michigan (SEMI) and \$0 in the outstate or Greater Michigan (GRMI) area, for a statewide total of \$35.3 million¹. The dollars spent on meter relocation or removal as a part of other programs is estimated at \$33.0 million; the Main Renewal Program spent \$6.0M, the MAC MMO program spent \$17.6M¹, and Routine spent \$9.4M.

3: The number of thefts identified in the Southeast and the outstate service areas for both the MMO and an estimate of the number of thefts identified as part of other programs.

3: The number of theft cuts identified as having an inside meter in the MMO program is 0. There were 391 theft cuts identified as having an inside meter that were performed by other programs.

4: The number of affected service lines renewed or retired in the Southeast and the outstate service areas for the MMO and an estimate of the number of service lines renewed or retired as part of other programs.

4: Through the MMO program, DTE Gas impacted 10,627 services. The number of services DTE Gas impacted through other programs totals to 32,191 (7,973 through MAC MMO, 14,858 + 6,925 through MRP in SEMI and GRMI respectively, and 2,435 through routine).

5: If the renewed service line had a pre-existing leak, the number of leaks remediated in the Southeast and the outstate service area for the MMO and an estimate of the number of leaks remediated as part of other programs.

5: The number of renewed services lines that had a pre-existing leak for the MMO program totals 3. Renewed service lines that had a pre-existing leak as a part of other statewide programs is 563.

6: The number of work crews and size of crews assigned to the MMO & MAC MMO programs.

6: Throughout 2020, DTE Gas had 17 crews (143 Full Time Equivalents or FTEs) assigned to the MMO program. To further support the MMO program, an additional 22 FTEs were temporarily transitioned from other SEMI stations. Additionally, DTE Gas had up to 26 crews (70 FTEs) assigned to the MAC MMO program throughout 2020.

¹Total dollars spent as a part of MMO and MAC MMO do not include vehicle depreciation expenses

7: The number of contractor crews hired to perform the MMO.

7: DTE engaged 6 contractor companies to help support the MMO program in 2020 with construction and restoration. The breakout of contractor support crews between construction and restoration is below:

# of Support Crews in 2020		
Contractor	Construction Crews	Restoration Crews
A	18	
B	2	
C	9	20
D	18	4
E		5
F		23

8: The number of new hire employees to perform the MMO.

8: In 2020, there were 0 incremental hires made to support the MMO and MAC MMO programs. In 2021, we are not planning to make any additional hires to support the MMO & MAC MMO programs.

9: If necessary, a detailed explanation as to why the goals for the 2020 MMO meter relocation program were not met.

9: In 2020, DTE Gas exceeded the combined MMO/MRP inside meter relocation target of 14,790, moving out 15,658 between both programs. The MRP program moved out 3,678 inside meters against its target of 2,000 meters and the MMO program moved out 11,980 inside meters against its target of 12,790. Additionally, the MAC MMO program moved out an additional 8,016 inside meters with an overdue Meter Assembly Check against its target of 8,000. Of the 8,016 inside meters moved outside through the MAC MMO program, 648 of these inside meters did not have an overdue MAC themselves but were connected to a branch service that also had an inside meter with an overdue MAC.

10: A proposed plan for the 2021 Gas Renewal Program with targeted meters and dollars spent, if different from 2020. In subsequent reports, if necessary, DTE Gas Company shall provide a comparison of the planned number of meters to be impacted with the actual number of meters impacted and a detailed explanation as to why the previous year's Gas Renewal Program's goals were not met.

10: The goal for the Gas Renewal Program in 2021 is to impact 14,790 inside meters and the goal for the MAC MMO program is to impact an additional 8,000 inside meters. The Gas Renewal Program is estimating it will spend \$40.4 million relocating inside meters and the MAC MMO program is targeted to spend \$21.0 million, as filed in case no. U-20940.

¹Total dollars spent as a part of MMO and MAC MMO do not include vehicle depreciation expenses

2020 Planned Main Renewal - FINAL REPORT 3/31/2021

PROJECT ID	LINE	STREETS IMPACTED	2020 Capital Expenditures (K)	Notes	Main Footage Retired (1)					Retired Mileage	Retired Mileage Less Plastic	Tie Over	Service Units			Service Retirement	Service Elevation/Upgrade	Leaks Remediated	Main Installed		Main Retested											
					CW	CW	BS	PLA	Total				Total Less Plastic	Service Renewal Only	Additional Inside Meter Relocation/Cuts (3)				Leakage	Footage	Mileage	Footage	Mileage	Size	Type							
SEGR02020201	DET, DBS	McKean Ave - Schaefer	\$ 209,301															65	0.81	6.6		9.0	0.16	6	PLA							
SEGR02020202	DBS	Kenosha	\$ 186,024															14	1.4	3.0		7.15	0.49	3	PLA							
SEGR02020203	DET	Weymouth	\$ 410,518						412	412	0.08																					
SEGR02020204	GP, GPP	Ballou, Fisher, GP Blvd, Jefferson, Kenwood, Kercheval, McKinley, Notre Dame, Rivard, St. Clair	\$ 3,751,418						14,875	1,238	2,114	18,227	16,113	3,485	3.05	9	6	30	6			2,147	0.41	2,458	1,541	0.29	4,8	PLA				
SEGR02020205	DET	7 Mile, Oaker, Roloy, Sirvan, Van Dye	\$ 733,564																													
SEGR02020206	WPT	Various Streets, Ypsilanti Grid	\$ 6,086,795						21,851	3,220	3,245	27,076	23,856	3,220	4.7	4	2	383	3	50		38,890	7.85	3,346	5,764	1.09	1, 2, 3, 4, 5	PLA				
SEGR02020207	AA	Frederick, Newport, Spritz	\$ 2,029,344						42	7,005	3,144	3,246	7,091	0.40										291	0.06	3	PLA					
SEGR02020208	HMT	Baldom, Canth, Charest, Conant, Joseph, Camp, Lumpkin, Nagel, St Aubin	\$ 3,078,800						175	175														293	0.06	3	PLA					
SEGR02020209	DET	Bayla, Romance, Grove, LaSalle, Livermoh, McNichols, Midland, Monica, Normandy, Prairie, Puritan, San Juan, Santa Rosa, Sweeney, Tabor, Taylor	\$ 1,801,148						4,457	1,450	303	6,210	5,907	1.14	1.12	2	7	7	2	162			14	0.00	3	MD PLA	14,403	2.73	3, 4	PLA		
SEGR02020210	DET	Various Streets, West Detroit Grid	\$ 9,041,415						14,096	16,774	110	4,585	35,565	30,980	6.78	5.87	21	40	109	74	32	44	2	38,845	3.57	23,468	MD PLA, HD PLA, STL	15,206	2.88	2, 3, 4, 6, 8	PLA	
SEGR02020211	AA	Various Streets, Ann Arbor Grid	\$ 12,754,232						14,338	34,803	2,545	3,049	54,254	51,704	10.38	9.80	28	3	299	4	232		58,183	11.04	23,446	MD PLA	13,981	2.65	5, 2, 3, 4	PLA		
SEGR02020212	DET	Various Streets, Central Detroit Grid	\$ 11,749,438						47,308	4	102	47,414	47,312	8.08	8.96	14	4	437	9	158	1	7	110,813	20.09	23,468	MD PLA, HD PLA	881	0.17	4	PLA		
SEGR02020213	GP, DET	Various Streets, Grosse Pointe Grid	\$ 11,487,149						61,376	1,480	1,279	64,134	62,655	13.15	11.90									78,142	14.81	23,468	MD PLA, HD PLA	2,264	0.43		PLA	
SEGR02020214	DET	Various Streets, North Central Detroit Grid	\$ 29,942,449						105,827	327	949	107,003	106,144	20.37	20.11	1,290								155,424	29.44	23,468	MD PLA, HD PLA	5,961	1.18	3, 4, 5	PLA	
SEGR02020215	DET	Various Streets, North Central Grid	\$ 8,363,293						40,543	1,022	924	47,579	46,655	9.01	4.03	55	54	382	74	63	505	3		155,086	30.66	23,468	MD PLA, HD PLA	16,190	3.07	3, 4	PLA	
SEGR02020216	DET	Various Streets, North West Detroit Grid	\$ 15,415,013						82,552	232	94	83,878	82,784	15.30	15.08	49	8	1,099	13	30	103	1	125,788	23.81	23,468	MD PLA, HD PLA	3,382	0.64	3	PLA		
SEGR02020217	DET, DM	Various Streets, West Detroit Grid	\$ 17,012,198						95,063	11,063	4,067	107,133	106,116	20.30	20.10	1,083	38	1,189	48	60	377	1	126,892	24.63	23,468	MD PLA, HD PLA	15,528	2.84	2, 3, 4	PLA		
SWGT120209R	DET	Amherst, Baker, Campbell, Christianity, Elford, Howard, Junction, Porter, Rogers, Vernon Hwy	\$ 2,029,999						9,641	13	47	9,701	9,654	1.84	1.83	15	13	95	17	3	57			10,910	2.87	23,468	MD PLA	1,401	0.27	2, 3, 4	PLA	
2020 MUNICIPAL	DET	Bagley, Caron, E. Division, Evergreen, Elford, Gervin, W. Grand Blvd., Grand River Ave., Grant, Hubbard, Ingotzke, Jefferson, Joy, Lawton, Linwood, Longfellow, Mitchell, Parker, Portier, Roseville, Rosa Parks, Sphaer, Siskin, Tal, Van Dyke, Westland, Woodward, Woodworth	\$ 8,046,544						25,030	1,882	808	27,720	26,912	5.25	5.10	75	10	119	71	6	4			34,037	6.45	23,468	MD PLA, HD PLA	1,277	0.24	6, 8	PLA	
2021 MUNICIPAL	DET	Ripley, Swanham	\$ 48,241						1,550			1,550	0.20	0.20																		
FRMAL2009	LP	Morris	\$ 44,930						223			223	0.04	0.04	1																	
FRMAA2008 DIVISION	AA	Beakly, Division, John, Marshall	\$ 658,366						887	70	33	9	1,288	1,280	0.24	0.24																
MSRD-4824 2017 DET	DET	Michal	\$ 904																													
GCMA0413	GC	Various Streets, Garden City (MMO) Grid	\$ 93,449	(4)																												
MM0608	LP	Albany, Brent, Reynolds, Dwyer, Ford, Dupka, Ford Rd., Fort St., High, Howard, Hubbard, Lafayette Blvd., Lillian, Michigan, Moran, Old Goddard, Riverbank, St Johns	\$ 1,234,500						3,088		9	3,097	2,088	0.40	0.40	5	11	154	15	1												
MM0613 DEARBORN	DBS	Various Streets, Dearborn (MMO) Grid	\$ 7,987,878						51,990	78	2,177	54,195	52,028	10.26	9.86	52	10	790	17	1	1			49,114	8.17	23,468	MD PLA, HD PLA	1,364	0.25		PLA	
MM0638	RT	E Mile, 7 Mile, Bennett, Brent, Curtis, Delaware, Densby, Fox, Gaylord, Grand River Ave., Indian, Inghat, Margaret, Napanook, Pembroke, Patricia, Santa Maria, Seminole, Vesper	\$ 5,987,976						32,386	1,671	14,071	34,057	33,386	6.45	6.13	11	14	980	17	1					43,054	8.15	23,468	MD PLA				
MM0606114 2020-WYN	WYN	E 13th, Arch, Chalm, Cherry	\$ 76,308						1,127	441	32	1,650	1,618	0.31	0.31																	
MM060618080W	DET	Robson	\$ 488						2			2	0.01	0.01																		
MM06DT140REBEAN	DET	Curtis, Evergreen, Glenca	\$ 172,923						2,964			2,964	0.51	0.51	24																	
MM06DT2005WERNOR	DET	W. Wernor	\$ 36,632						351			351	0.07	0.07																		
MM06DT2008BRANDON	DET	Brandon	\$ 30,721																													
MM06DT2002CLARK	DET	Christy, Clark, Porter, W. Wernor	\$ 615,048						1,855		245	2,101	1,856	0.35	0.35	3																
MM06DT2004MACEY	DET	Curtis	\$ 374,079						416			416	0.08	0.08																		
MM06DT2006EALMAN	DET	Greenham	\$ 23,817																													
MM06DT2007PORTER	DET	Porter	\$ 20,879						622			622	0.12	0.12																		
MM06DT2005COFFIN	DET	Bagley, Porter, Scotten, Toledo, W. Wernor	\$ 956,485						2,396			2,396	0.45	0.45	2	1	9	2	1	7												
MPAL2000	DET	Grand River, Marlowe	\$ 134,771						1,879		8	1,887	1,879	0.31	0.31	2																
MPAL2001	DET	Brent	\$ 176,488						1,760		17	1,777	1,760	0.31	0.31	21																
MPAL2002	DET	Ferrer, Warren	\$ 179,086						2,516			2,516	0.48	0.48	3																	
MPAL2003	DET	Fankell, Stout	\$ 548,715						3,400			3,400	0.64	0.64																		
MPAL2004	DET	Auburn	\$ 286,976						2,355			2,355	0.45	0.45	10																	
MPAL2005	DET	Merion, Truman	\$ 392,797						2,513			2,513	0.48	0.48																		
MPAL2006	DET	Albany Park	\$ 269,319						1,980			1,980	0.38	0.38	42																	
MPAL2007	DET	Ferdinand, Toledo	\$ 76,964						926		27	953	0.18	0.18																		
MPAL2008	DET	Brandon, Junction	\$ 110,083						1,197			1,197	0.23	0.23																		
MPAL2009	DET	Jay, Prest, Treman	\$ 485,466						2,549			2,549	0.48	0.48																		
MPAL2003	DET	Alpha, Truman	\$ 785,193						5,413	83		5,516	5,516	1.04	1.04	7																
MPAL2005	DET	Memorial	\$ 421,796						2,527			2,527	0.48	0.48																		
MPAL2006	DET	Jay, Piedmont	\$ 278,251																													

2020 Planned Main Renewal - FINAL REPORT 3/31/2021

PROJECT ID	MUNICIPALITY	STREETS IMPACTED	2020 Capital Expenditures (\$)(2)	Main Footage Retired (1)										Service Units				Leaks		Main Installed		Main Retested								
				Notes	CWI	CW	BS	PLA	Total	Total Less Plastic	Retired Mileage	Retired Mileage Less Plastic	Tie Over	Service Renewal & Meter Retention	Service Renewal Only	Additional Inside Meter Relocation/Cuts (3)	Service Retirement	Service Elevation/Upgrade	Re-leak Related	Footage	Mileage	Size	Type	Footage	Mileage	Size	Type			
GRID092001	GR	BURY SUMMIT	\$ 1,229,733		6,324	547	259	441	9,411	9,000	1,79	1.70		356	139	356			10,378	1.67	2.4	MD PA								
GRID092002	GR	CLAY HAVEN	\$ 3,429,395		3,067	290	3,078	21	3,429	3,043	387	3.70		375	129	375			10,209	2.62	2.4	MD PA								
GRID092003	GR	SUPERIOR 52	\$ 3,478,238		3,320	12,797	1,257	109	24,096	23,821	4,163	4.53		421	309	421			20,006	4.51	2.4	MD PA								
GRID092004	GR	THE JEFFERSON'S GRID	\$ 1,678,848		11,000	19,937	33	5,946	14,911	12,965	2,923	2.46		441	239	441			17,600	3.31	2.3, 4	MD PA								
GRID092005	GR	SWEET DIAMOND	\$ 3,897,314		3,338	11,323	1,674	35,751	34,077	6,771	6.45		476	306	476			38,159	7.33	2.3, 4, 6	MD PA									
GRID092006	GR	OLD MOTHER HUBBARD	\$ 2,149,421		8,315	6,251	1,533	3,865	23,085	19,120	4,17	3.62	18	180	214	201			26,225	4.67	2.4, 6, 8	MD PA, HD PA								
MMFG092007	GR	FOUNTAIN DIVISION - RANSON	\$ 393,316		0	0	0	0	0	0	0	0		0	0	0			0	0	2.4	MD PA, STL								
MMFG092008	GR	LEONARD AND SCHENCK, TURNER - FRONT - WEBSTER	\$ 1,276,143		0	0	0	0	0	0	0	0		0	0	0			3,343	0.36	3, 4, 6	MD PA								
MMFG092009	GR	WILLIS, S OF DUNLAP	\$ 135,277		12	1,127	20	1,159	1,159	0.22	0.22			13	17	13			1,155	0.22	2, 4	MD PA								
MMFG092010	GR	CORNELL, N OF BOSTON	\$ 59,564		10	430	0	430	430	0.08	0.08			0	0	0			438	0.12	2, 4	MD PA								
MMFG092011	WVDO	COLMAN, ROGERS - CLYDE PARK	\$ 182,475		1,314	0	0	0	1,314	1,314	0.25	0.25		34	30	34			1,328	0.25	2	MD PA								
MMFG092012	WVDO	LA CROSS, BYRON CENTER, WYOMING	\$ 201,867		0	0	0	0	0	0	0	0		0	0	0			0	0	3, 4	MD PA								
MMFG092013	GR	5TH, FREMONT - STOCKING	\$ 1,456,786		1,456	78	54	1,529	1,524	0.30	0.30			10	10	10			669	0.13	4, 6, 8, 12	MD PA, HD PA, STL								
MMFG092014	WVDO	HIGHGATE, 32ND	\$ 30,356		53	43	0	96	96	0.02	0.02			1	1	1			82	0.02	2, 6	MD PA, HD PA								
MMFG092015	GR	BERGME AND STAFFORD, BEROME - STAFFORD	\$ 473,686		3,323	0	0	0	3,323	3,323	0.63	0.63		63	73	66			3,508	0.66	2, 4, 6	MD PA								
MMFG092016	PLT	PLAINFIELD, PLAINFIELD	\$ 36,608		21	66	0	87	87	0.02	0.02			0	0	0			85	0.02	2	MD PA								
MMFG092017	BNV	WASHINGTON ALLEY, RANDALL - BENTON	\$ 39,538		1,024	0	0	169	1,193	0.24	0.24			13	13	13			1,272	0.26	2	MD PA								
MMFG092018	GR	5TH, ALPINE - MUESSNER	\$ 892,204		1,887	746	104	451	2,064	2,029	0.39	0.38		13	16	13			2,198	0.41	2, 3, 8	MD PA, HD PA								
MMFG092019	GR	ANDERSON, PINCREST - HALL	\$ 71,082		401	0	0	401	401	0.08	0.08			3	6	3			401	0.08	2	MD PA								
MMFG092020	WVDO	PINEHURST AND ELLIOTT, PINEHURST - ELLIOTT	\$ 78,508		780	0	0	780	780	0.15	0.15			11	3	11			931	0.18	2, 3	MD PA								
MMFG092021	WVDO	BUCKINGHAM, CLYDE PARK - WOODWARD	\$ 67,570		0	0	0	0	0	0	0	0		0	0	0			0	0	2	MD PA								
MMFG092022	GR	LAURENCE, LANCASTER, HAY	\$ 351,730		2,074	0	0	15	2,089	2,074	0.41	0.41		10	26	10			2,111	0.40	2	MD PA								
MMFG092023	GR	NORTHMAP AND PARMELLE, LEONARD - PARMELLE CT	\$ 186,402		1,021	499	79	29	1,620	1,620	0.30	0.30		9	9	9			907	0.19	2	MD PA								
MMFG092024	WVDO	MEA THY, UNION - MADISON	\$ 62,496		540	0	0	540	540	0.10	0.10			8	8	8			546	0.10	2	MD PA								
MMFG092025	GR	EARLE, PEARLE - END	\$ 121,963		1,031	0	0	1,031	1,030	0.20	0.20			11	16	11			1,190	0.21	2	MD PA								
MMFG092026	GR	PINEBUR, OLD GATE - HAMMISTAD	\$ 282,068		0	0	0	0	0	0	0	0		0	0	0			0	0	2	MD PA								
MMFG092027	GR	BRANDAL, 4 MI SOUTH	\$ 39,528		48	48	317	0	405	405	0.08	0.08		11	7	11			449	0.09	2	MD PA								
MMFG092028	WVDO	BLANCHARD, DEN HERTOG, MICHAEL	\$ 395,483		3,811	0	0	31	3,842	3,811	0.72	0.72		54	22	54			4,146	0.74	2, 3	MD PA								
MMFG092029	GR	WESTWOOD, S OF DUSHANE	\$ 83,384		851	73	4	828	924	0.18	0.18			4	11	4			954	0.18	2	MD PA								
MMFG092030	GR	LEONARD, DEBRY - WALKER	\$ 83,666		468	251	0	719	719	0.14	0.14			5	7	5			705	0.13	3	MD PA								
MMFG092031	WVDO	BUCHANAN, 32ND - 34TH	\$ 459,920		3,137	312	202	3,671	3,469	0.60	0.60			20	21	20			2,211	0.62	2, 3, 8	MD PA, HD PA								
MMFG092032	GR	ANDERSON, FULTON, 2ND	\$ 221,965		2,446	0	0	404	2,850	2,446	0.54	0.54		1	21	21			2,951	0.54	2	MD PA								
MMFG092033	GR	COLSON, LAKE DR - MANOR	\$ 38,448		37	74	204	0	784	784	0.14	0.14			4	4			789	0.14	2	MD PA								
MMFG092034	GR	A STREET - GRANVILLE, B STREET - CAULFIELD	\$ 260,482		1,761	299	79	2,130	2,060	0.40	0.39			19	23	24			3,305	0.44	2, 4, 6, 8	MD PA, HD PA								
MMFG092035	GR	MIDDLEBORO AND FULTON, MIDDLEBORO - FULTON	\$ 88,758		1,250	0	0	1,250	1,250	0.24	0.24			2	3	2			1,056	0.24	3	MD PA								
MMFG092036	WVDO	DELAAT, 1 OF PORTER	\$ 107,010		397	613	90	1,100	1,070	0.21	0.21			14	10	14			1,130	0.22	2	MD PA								
MMFG092037	GR	BROWN AND GIBBS, DIVISION - BUCHANAN	\$ 359,631		4,279	118	0	98	4,495	4,279	0.83	0.83		43	79	54			4,400	0.81	2, 4, 6	MD PA								
MMFG092038	GR	ALEXANDER AND DILLAMORE, UNION - EASTERN	\$ 170,111		3,251	8	8	92	3,351	3,317	0.67	0.65			19	23			3,350	0.67	2	MD PA								
MMFG092039	WVDO	ABBE AND WADSWORTH, JEFFERSON - DIVISION - URBAN	\$ 282,618		608	1,977	14	2,590	2,585	0.49	0.49			32	35	32			2,406	0.46	2	MD PA								
MMFG092040	GR	QUARRY, LEONARD - 11TH	\$ 220,851		1,328	0	0	11	1,339	1,328	0.25	0.25		1	34	14			1,355	0.26	4	MD PA								
MMFG092041	GR	STEWART, BUCHANAN - DAMWIN	\$ 86,217		471	0	0	471	471	0.09	0.09		1	4	11	4			515	0.10	2	MD PA								
MMFG092042	BNV	MONTICLO, CLAY - COURT	\$ 129,108		1,276	73	0	1,349	1,349	0.26	0.26			0	0	0			1,235	0.23	6	MD PA								
MMFG092043	GR	INSEL, EASTERN - HOUSMAN	\$ 92,488		525	0	0	525	525	0.11	0.11			5	20	5			500	0.11	4	MD PA								
MMJNG092044	GR	GIBBS, PLYMOUTH TO HICKSON	\$ 80,787		584	0	0	31	615	584	0.12	0.11			4	4			787	0.11	2	MD PA								
MMJNG092045	GR	HALL, KARAMAZOV - SUWAN	\$ 1,958,894		6,373	133	48	6,559	6,511	1.24	1.23			36	72	39			7,776	1.47	2, 4, 6, 8, 12	MD PA, HD PA, STL								
MMJNG092046	GR	HASTINGS, PROSPECT - COLLEGE	\$ 153,053		438	290	519	99	1,366	1,267	0.26	0.24			16	0			1,479	0.28	2	MD PA, HD PA								
MMJNG092047	GR	NORFOLK, CURVE TON OF GARDNER	\$ 274,638		409	76	0	99	505	505	0.10	0.10			6	6			497	0.10	2	MD PA								
MMJNG092048	GR	NORFOLK, NORWICH TO GODFREY	\$ 36,203		49	14	14	14	49	49	0.08	0.08																		

2020 UNPLANNED MAIN RENEWAL - FINAL REPORT 3/31/2021

	<u>Footage</u>	<u>Mileage</u>
Cast Iron/Wrought Iron	2,927	0.55
Coated/Wrapped Steel	3,094	0.59
Bare Steel	3,037	0.58
Plastic	1,882	0.36
2020 Unplanned Main Renewal Footage	10,940	2.07
2020 Unplanned Main Renewal Capital Expenditure	\$3,746,898	

Exhibit S-2 Table

	<u>Count</u>	<u>Footage</u>	<u>Mileage</u>	<u>Total Cost</u>
MRP Mains Installed	--	1,425,306	0.00	\$180,241,964
MRP Service Renewal Only	12,146	--	--	\$31,240,237
MRP Service Renewal & Meter Relocation	3,093	--	--	\$6,048,333
MRP Service Retirement	664	--	--	\$1,076,061
MRP Tie Over/Elevation/Upgrade	5,880	--	--	\$9,370,072
Other Infrastructure Removed	--	--	--	--
TOTAL				\$227,976,668



DTE Gas Main Retirement

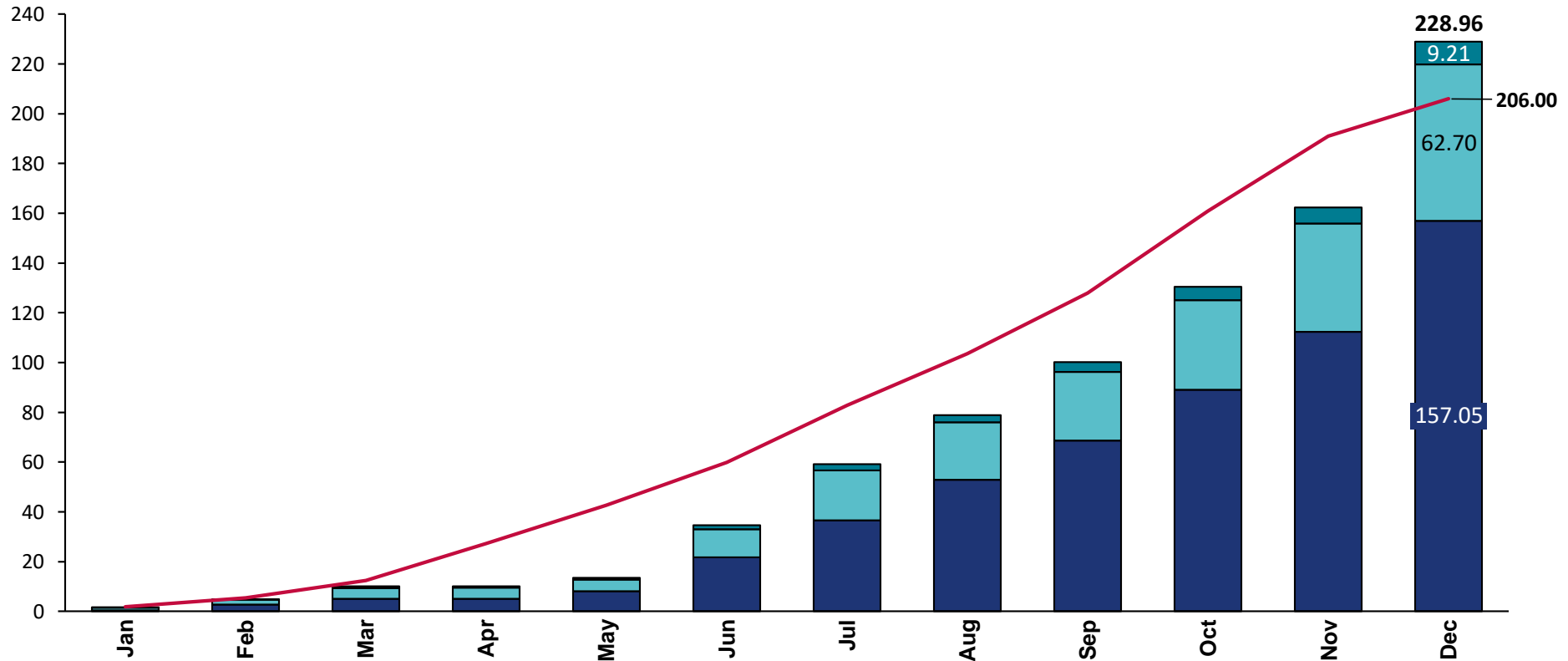
2020 Year-end Results

March 31, 2021

Planned Main Renewal

2020 Miles of Main Retired

■ Plastic¹
■ GRMI (non-plastic)²
■ SEMI (non-plastic)²
— Plan (non-plastic)



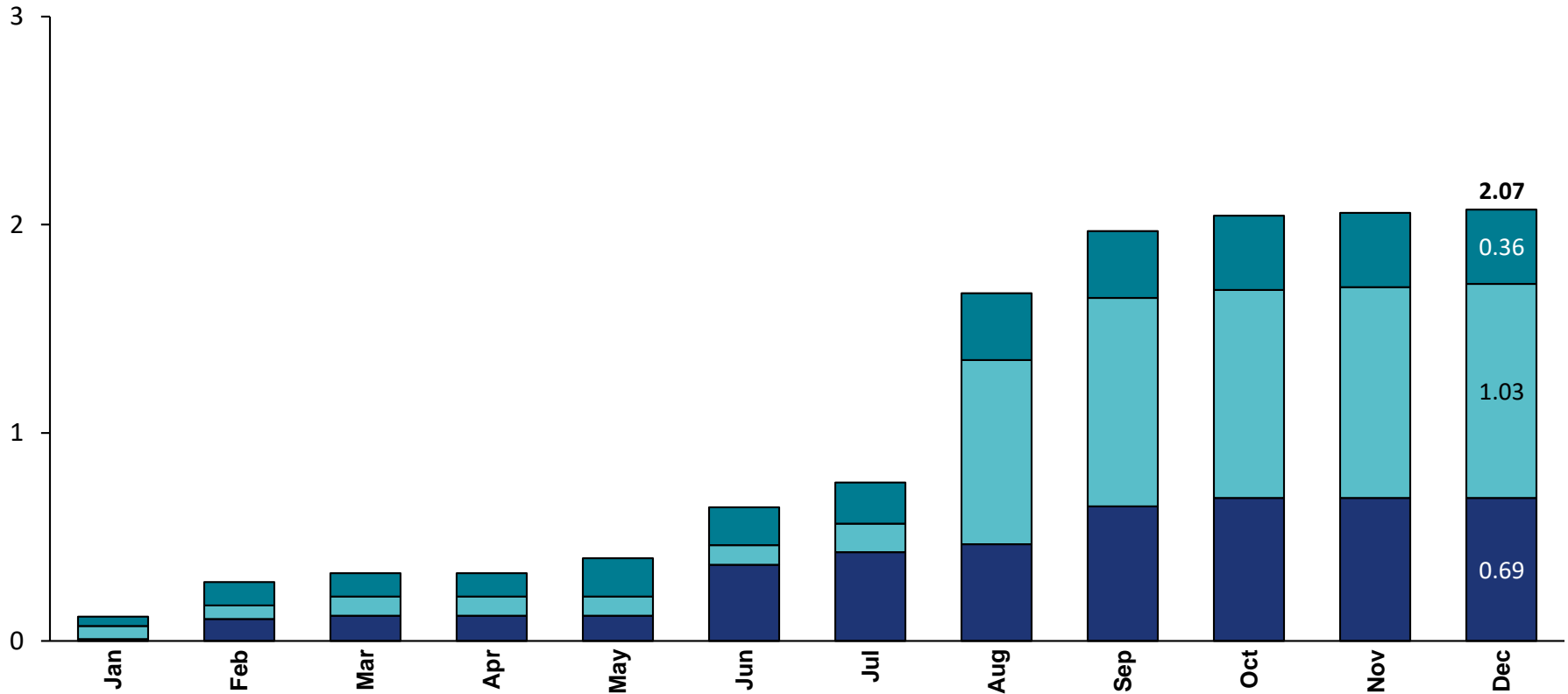
1. Includes abandoned plastic main in SEMI & GRMI
 2. Includes Cast Iron, Wrought Iron, Bare Steel, and CW Steel

Confirm no
GRMI changes

Unplanned Main Renewal

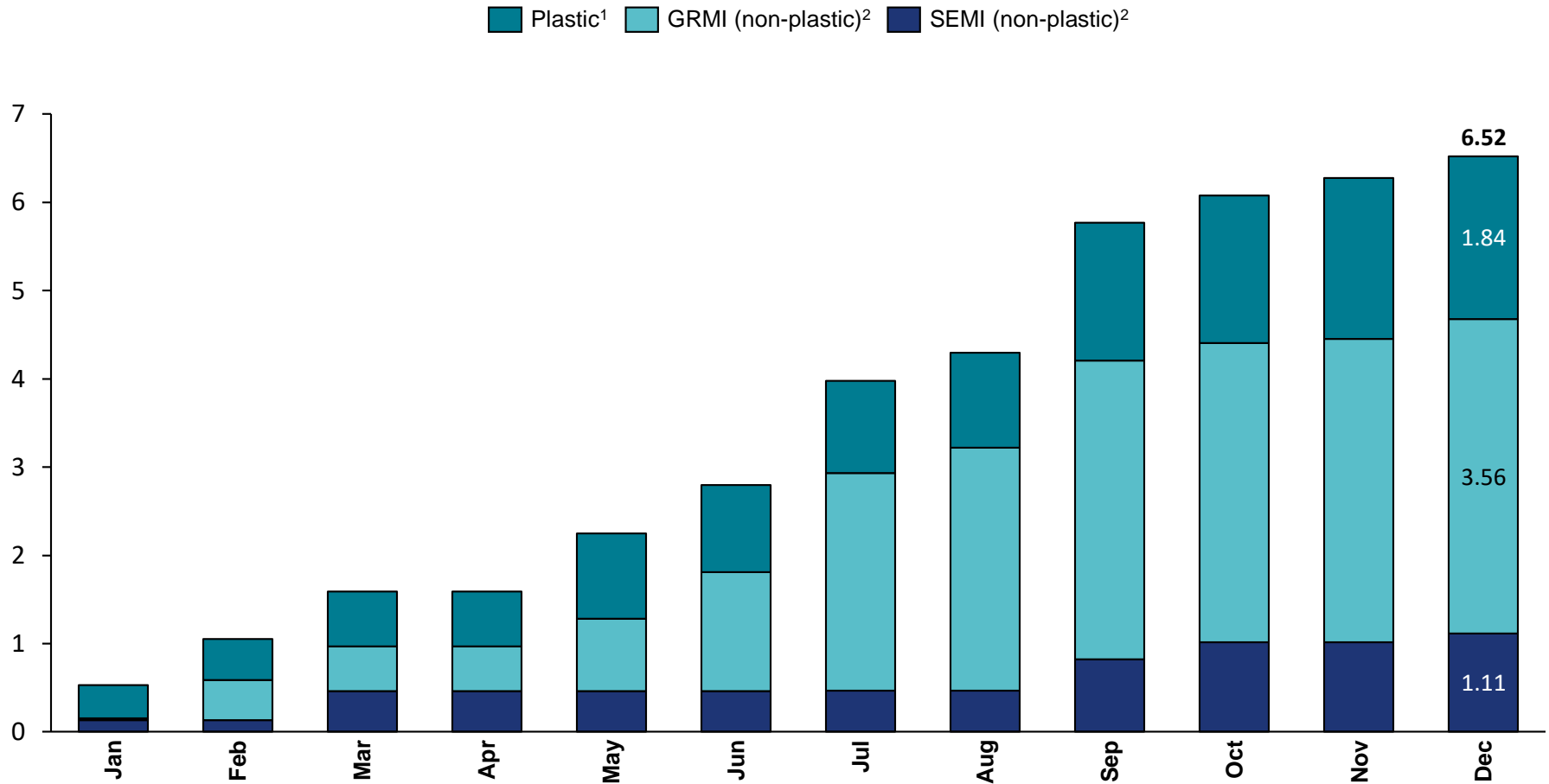
2020 Miles of Main Retired

Plastic¹ GRMI (non-plastic)² SEMI (non-plastic)²



Public Improvement

2020 Miles of Main Retired

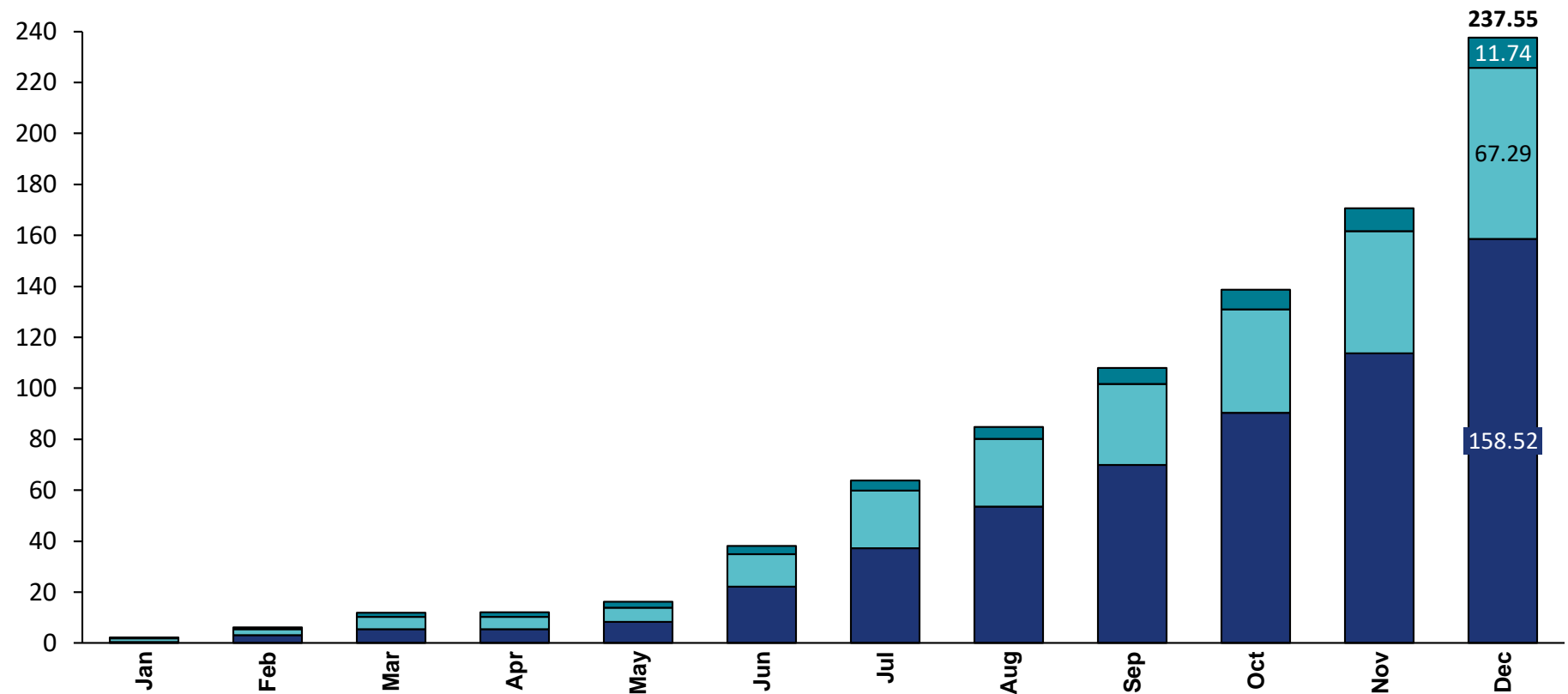


1. Includes abandoned plastic main in SEMI & GRMI
2. Includes Cast Iron, Wrought Iron, Bare Steel, and CW Steel

DTE Gas Total Main Retirement

2020 Miles of Main Retired¹

Plastic² GRMI (non-plastic)³ SEMI (non-plastic)³



1. Miles of main retired includes Planned Main Renewal, Unplanned Main Renewal, and Public Improvement

2. Includes abandoned plastic main in SEMI & GRMI

3. Includes Cast Iron, Wrought Iron, Bare Steel, and CW Steel

Michigan Public Service Commission
DTE Energy Gas
2020 Infrastructure Renewal Mechanism Filing
U-18999 Summary of 2020 IRM Results

	A	B	C	D
	\$ in '000s			
		2020 Actual	U-18999	Higher / (Lower)
Line	IRM Spend	Spend	2020 Target /1	than
				2020 Target
1	Meter Move Out /2	\$ 35,929	\$ 22,700	\$ 13,229
2	MAC Meter Move Out/3	17,803	20,300	(2,497)
3	Main Renewal Program /4	228,638	193,000	35,638
4	Pipeline Integrity /5	11,388	11,120	268
5	Total	<u>\$ 293,758</u>	<u>\$ 247,120</u>	<u>\$ 46,638</u>
6	Vehicle Depreciation	(1,540)		(1,540)
7	Adjusted Total	<u>\$ 292,217</u>	<u>\$ 247,120</u>	<u>\$ 45,097</u>

Rollforward of Inside Meters		U-18999	H <L> than
		2020 Target /1	Target
9	2019 YE Inside Meter Balance	228,634	
	Less 2020 Actual inside meters moved out		
	IRM		
19	Meter Move Out Program	11,980	12,790 (810)
11	Main Renewal Program	3,678	2,000 1,678
12	Total MMO/MRP	<u>15,658</u>	<u>14,790</u> 868
13	MAC Meter Move Out Program	8,016	8,000 16
14	Total IRM	<u>23,674</u>	<u>22,790</u> 884
	Routine		
15	Idle Cuts	354	n/a n/a
16	Theft Cut	391	n/a n/a
17	Vacant Cuts	72	n/a n/a
18	Demo Cuts	399	n/a n/a
19	Other	1,319	n/a n/a
20	Total Routine	<u>2,535</u>	<u>4,500</u> (1,965)
21	2020 Total Inside Meters Removed	<u>26,209</u>	<u>26,209</u>
22	2020 YE Inside Meter Balance	<u>202,425</u>	

1/ MMO, MRP and PI Targets for the year 2000 are per the Commission's order in Case No. U-18999.

2/ Meter Move Out 2020 Actual Results Source: Report filed in Case No. U-16451, DTE Gas Meter Move Out Report 2020 Activity. Actual units are included on page 1 in the response to question 1 and the actual spend is included on page 2 in the response to question 2.

3/ Meter Assembly Check (MAC) meter Move Out 2020 Actual Results Source: Report filed in Case No. U-16451, DTE Gas Meter Move Out Report 2020 Activity. The actual spend is included on page 2, in the response to question 2.

4/ Main Renewal Program 2020 Actual Results Source: Report filed in Case No. U-16407 DTE Gas Main Renewal Report for 2020. It includes one-time costs for facilities expansion for the Planned Main Renewal Program in 2020; also includes vehicle depreciation expense.

5/ Pipeline Integrity 2020 Actual Results Source: Report filed in Case No. U-16407 DTE Gas Main Renewal and Pipeline Integrity Report for 2020. The total actual spend is included on page 1.