



Paula Johnson-Bacon
(313) 235-7052
paula.bacon@dteenergy.com

April 30, 2024

Ms. Lisa Felice
Executive Secretary
Michigan Public Service Commission
7109 West Saginaw Highway
Lansing, MI 48917

Re: In the matter of the Application of DTE Electric Company for authority to increase its rates, amend its rate schedules and rules governing the distribution and supply of electric energy, and for miscellaneous accounting authority.
MPSC Case No(s). U-20162 and U-20561

Dear Ms. Felice:

Attached for electronic filing in the above-captioned matter is DTE Electric Company's First Quarter Update for 2024 Electric Vehicle-Charging Forward Status Report.

Very truly yours,

Paula Johnson-Bacon

AEH/erb

Enclosure



Charging Forward

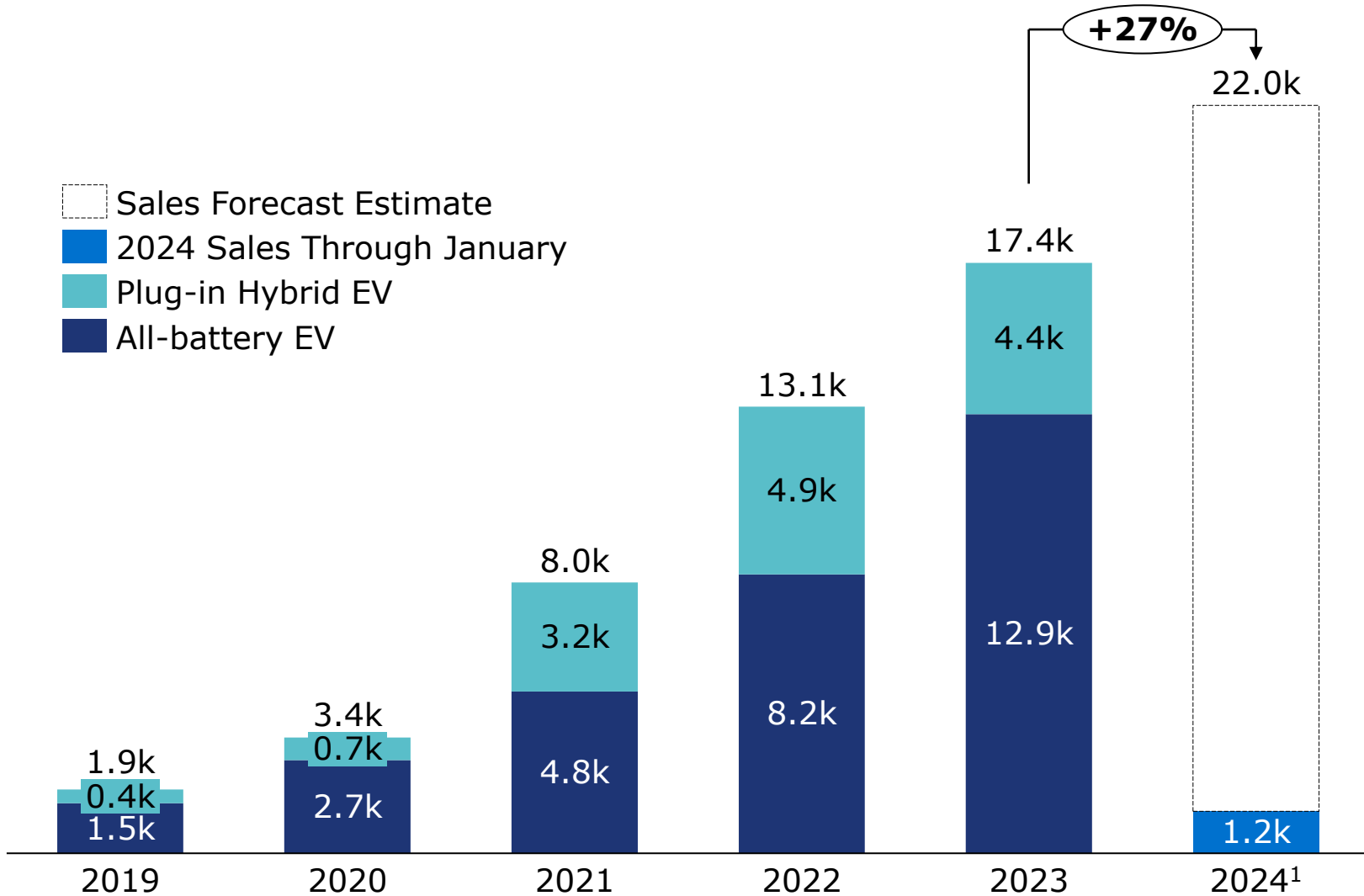
Quarterly Update

Q1 2024

2024 Charging Forward Q1 Highlights





- Received awards for six [National Electric Vehicle Infrastructure \(NEVI\)](#) nodes across the DTE service territory for customer projects that will equip each site with fast EV charging infrastructure near major highways
- Executed a contract with [Dunamis Charge](#) for our Business Charger Installation aiming to increase EV access for faith-based groups in disadvantaged communities and rural areas by installing over 100 Level 2 ports
- Executed outreach campaign that resulted in 54 eBuses applied for EPA's third round of [Clean School Bus funding](#) in addition to the 101 awarded from rounds one and two in the DTE Electric service territory
- Filed [Transportation Electrification Plan \(TEP\)](#) for 2025-2028 EV programs and submitted formal request with the general rate case to seek approval for the first year of the TEP spend
- Launched the 2024 Emerging Tech Fund [application](#) that awards funding for projects that support the development and implementation of emerging EV technologies
- Launched and began completing [Home EV Charger Installations](#)
- The [Electric Vehicle Rebate](#) program is 35% and [Home EV Charger Rebate](#) program, 37% subscribed at the end of Q1, 2024; on track to meet the program year end goals
- Hosted our [seventh stakeholder engagement meeting](#).

Annual Passenger EV Sales in DTE Electric (DTEE) Territory






1. 2024 Actuals are only through January (2-month lag on data)
 Source: 2019 - current: S&P Global as of 1/31/2024

Cumulative Application Data As of 3/31/2024¹

		<u>Approved</u>	<u>Installed</u>	<u>Under Review / Waitlist</u>	<u>Rejected / Withdrawn</u>
	Residential	5,932	5,932	43	640
	Level 2 Sites (Ports)	379 (1,831)	267 (1,282)	9 (53)	165 (821)
	DCFC Sites (Chargers)	59 (146)	29 (65)	8 (24)	137 (340)
	eFleets Sites (Ports)	67 (338)	36 (195)	0 (0)	16 (29)

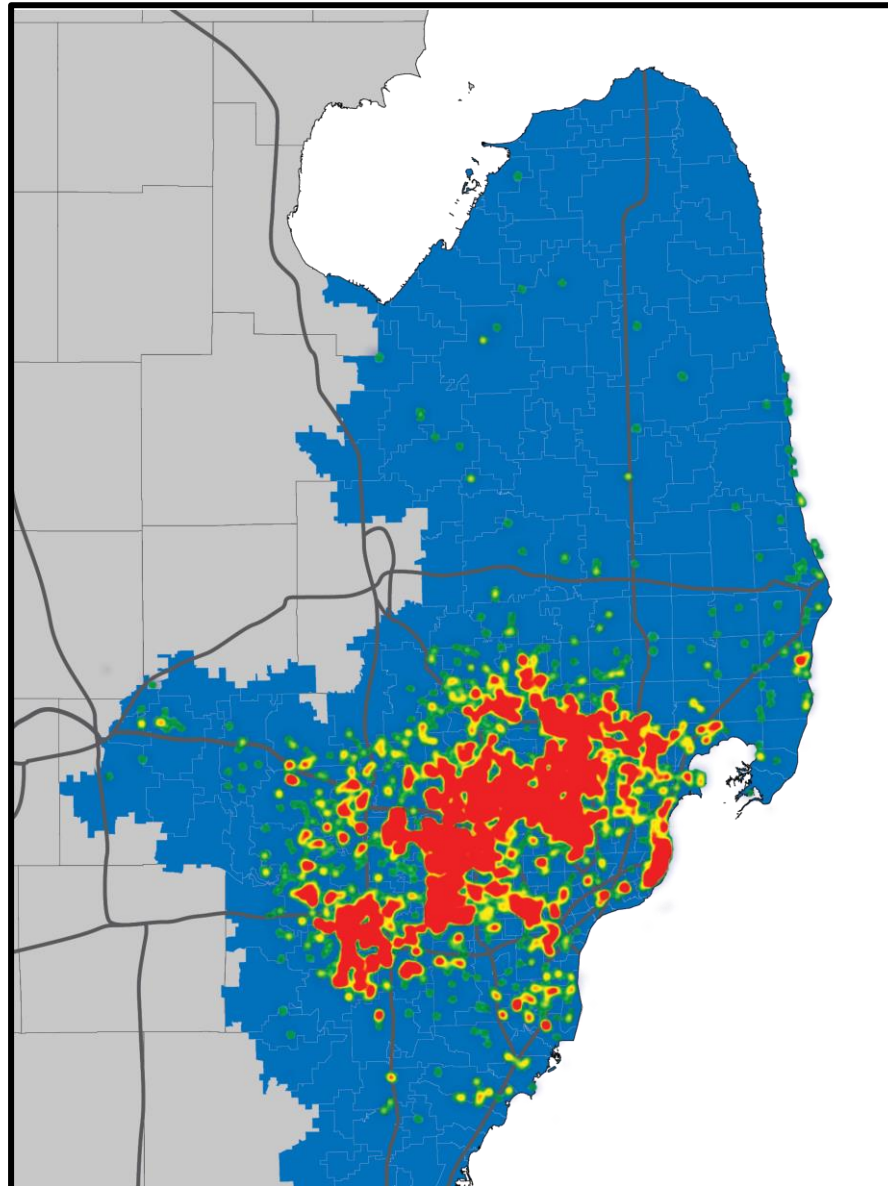
1. Approved: all applications that have been approved by DTE (including installed) since program start in May of 2019; Installed: applications that have been installed, and issued rebates; Under Review / Waitlist: applications that have been received and are under review or waitlisted until rebates become available; Rejected / Withdrawn: applications that do not meet program qualifications or applications that have been withdrawn by the customer

Approved Applications by Year

		2019	2020	2021	2022	2023	2024	Total
		Q3-4	Q1-4	Q1-4	Q1-4	Q1-Q4	Q1	
	Residential	112	231	592	1,339	2,873	756	5,903
	Level 2 Sites (Ports)	24 (101)	41 (268)	114 (618)	61 (143)	63 (278)	76 (423)	379 (1,831)
	DCFC Sites (Chargers)	10 (20)	24 (52)	4 (14)	10 (23)	14 (35)	-2 ¹ (2)	59 (146)

1. Net of new and withdrawn site applications

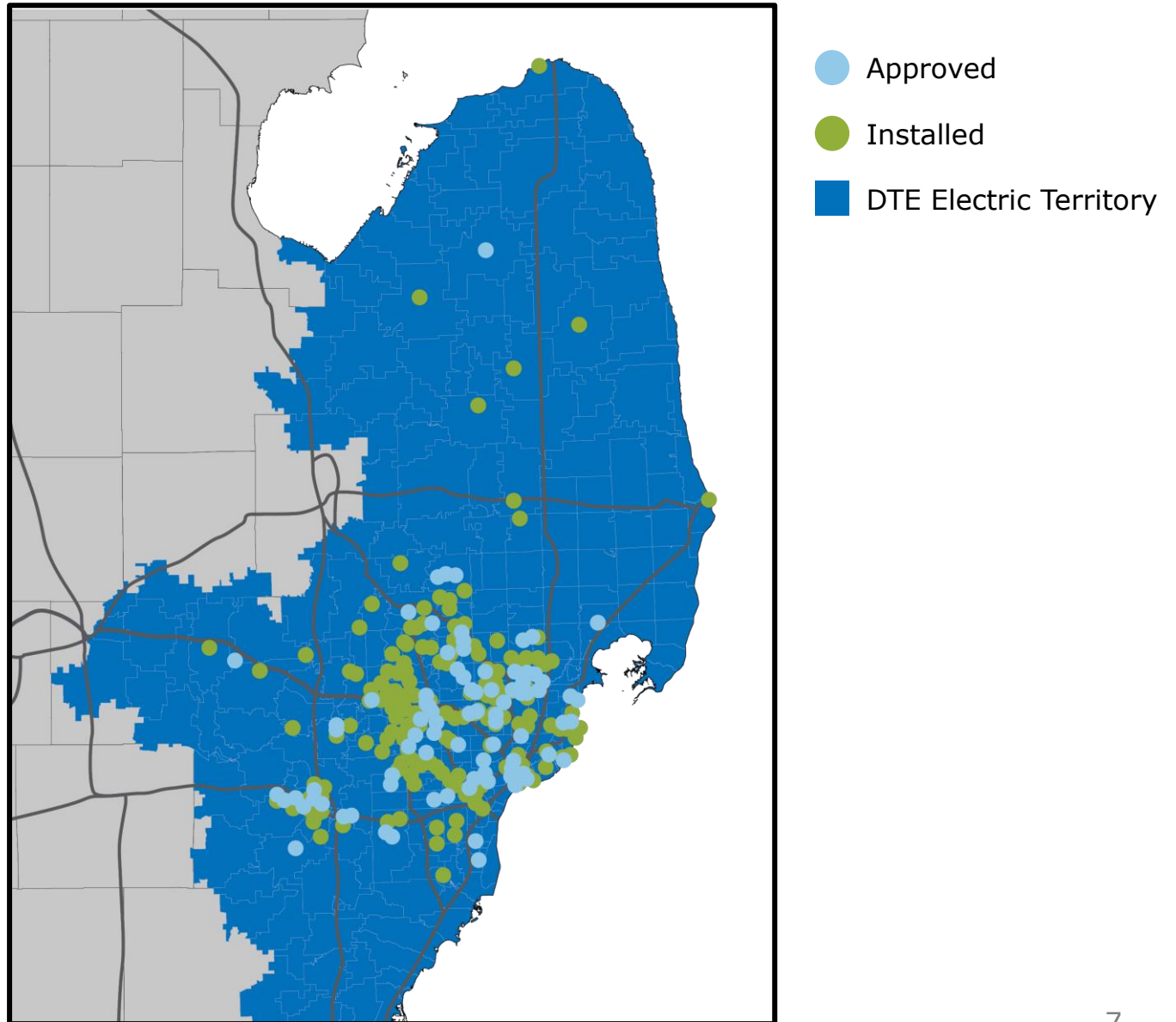
Density of Residential Applications



Residential Level 2 Site
Density Levels

- 1 Site
- 2-5 Sites
- 6+ Sites
- DTE Electric Territory

Density of Commercial Level 2 Applications



Density of Fast Charging (DCFC) Applications

